



Wine cabinets Specifications

Wine cabinets



Exterior

- 100% Pine wood exterior [Top, Front, Sides]
- Cherry color standard

Insulation

- CFC-Free polyurethane insulation, entire cabinet structure is foamed-in place using a high density polyurethane insulation
- Low GWP & Zero ODP effect

Interior

- Pre-painted steel interior
- LED Lighting

Shelving

- [7] Pre-painted steel wooden front shelves



Doors

- Built-in thermopane double glass
- Triple chamber snap in door gaskets for easy removal and cleaning
- Door locks



Refrigeration

- Digital temperature controller with automatic defrost system
- Evaporator coil coated with anticorrosion material 100% Polyester
- Forced air refrigeration system
- Refrigerant gas R134a
- Recommended temperature: Red wine, 50°F to 64°F / White, Rosé & Brut: 39°F to 46°F
- Split wall for dual temp configuration [MX model]



Electrical

- Cord and NEMA 5-15P plug
- Electrical connection is 115V / 1ph / 60Hz.

Vintage refrigerators



Exterior

- 100% Pine wood exterior [Top, Front, Sides]
- Cherry color standard

Interior

- AISI 430 stainless steel.
- LED Interior lighting.

Insulation

- Free CFC's high density [40kg/m3] polyurethane insulation with low GWP & zero ODP effect.

Shelving

- Stainless steel with wooden pan stop shelves, adjustable height and easy removal. [wooden removable].



Doors

- Wooden Doors with double glass [6-15-5].
- Easy removal triple chamber gasket.
- Door locks.



Refrigeration

- Forced air refrigeration system.
- Evaporator coil coated with anti-corrosion material 100% Polyester.
- Control of the final defrost temperature.
- Automatic defrost.



Electrical

- Cord and NEMA 5-15P plug
- Electrical connection is 115V / 1ph / 60Hz.






Model EVV200MX

2 YEARS
PARTS & LABOR

6 YEARS
COMPRESSOR

WARRANTY



Cherry color standard.

Each cabinet section has its own refrigeration system [MX]



Wine Cabinets

EVV Series

CHARACTERISTICS



Design

These models have been designed for the **exposure** and sale of wine bottles, and represents the best solution for the wine service at the best temperature.



Structure

Solid pine wood.

Integrated lock.

7 shelves with wooden front per door, height adjustable and easily replaceable.



Lighting

LED lighting incorporated, **reducing energy** consumption **between 80% and 90% compared** respect to a traditional light bulb.



Doors

Doors are equipped with hinges for **automatic return** and permanent pressure during closing.

Double panel glass (4-8-4), low emissive hardened glass.



Refrigeration

Temperature and automatic defrost regulated by a **digital controller**.

Evaporator treated with anti-corrosion polyester Epoxi.

Ventilated condensation system.

Ventilated evaporation system.

Recommended temperature for red wine is

10°C to 18°C / white, rosé and brut is **4°C to 8°C**.



IMD-EVV100



IMD-EVV200MX

Cherry color standard

More details and technical sheet



MOD.



Overall Dimensions



Doors



(°F)



(ft³)



(HP)



115V



[Lbs]



(\$)

MOD.	25 - 7/8	23 - 1/2	75 - 1/2	1	100	39°F/64°F	12	1/4	4.2	360	\$8,925
IMD-EVV100	25 - 7/8	23 - 1/2	75 - 1/2	1	100	39°F/64°F	12	1/4	4.2	360	\$8,925
IMD-EVV200MX	51 - 3/4	23 - 1/2	75 - 1/2	2	100+100	39°F/64°F	12+12	1/4+1/4	8.4	630	\$17,325



AUTODESK
REVIT



Retro-Wine Cabinets

VINTAGE Series

CHARACTERISTICS



Structure

Solid pine wood.
5 shelves with wooden front per door, height adjustable and easily replaceable.



Lighting

LED lighting incorporated, **reducing energy** consumption **between 80% and 90% compared** respect to a traditional lighth bulb.



Refrigeration

Temperature and automatic defrost regulated by a **digital controller.**

Evaporator treated with anti-corrosion polyester Epoxi.

Ventilated condensation system.

Ventilated evaporation system.



IMD-EVV23R1G




IMD-EVV49R2G











More details and technical sheet



OPTIONAL CUSTOMIZED



MOD.

											
	Overall Dimensions			Doors		(°F)	(ft³)	(HP)	115V	[Lbs]	(\$)

IMD-EVV23R1G	27-1/8	23-5/8	80	1	90	39°F/64°F	11.3	1/3	4.5	310	\$14,900
IMD-EVV49R2G	54-1/2	23-5/8	80	2	90+90	39°F/64°F	22.6	1/3+1/3	6.65	580	\$21,420